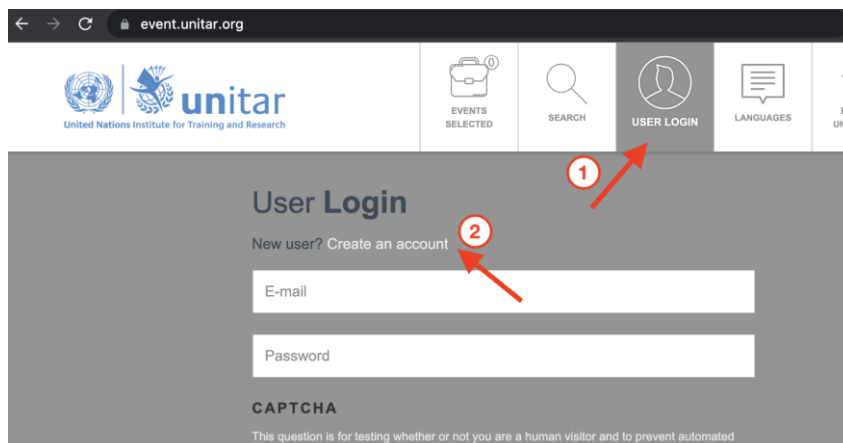
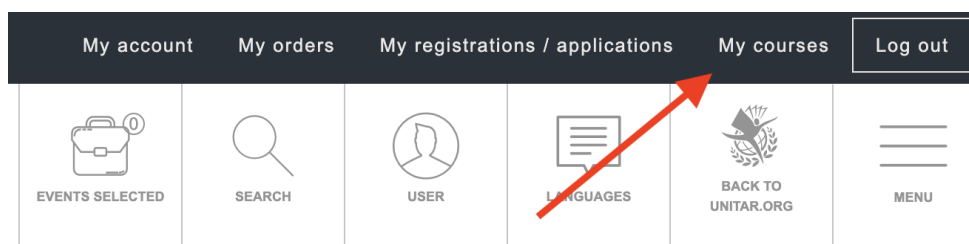


How to access: Waste Management and Circular Economy

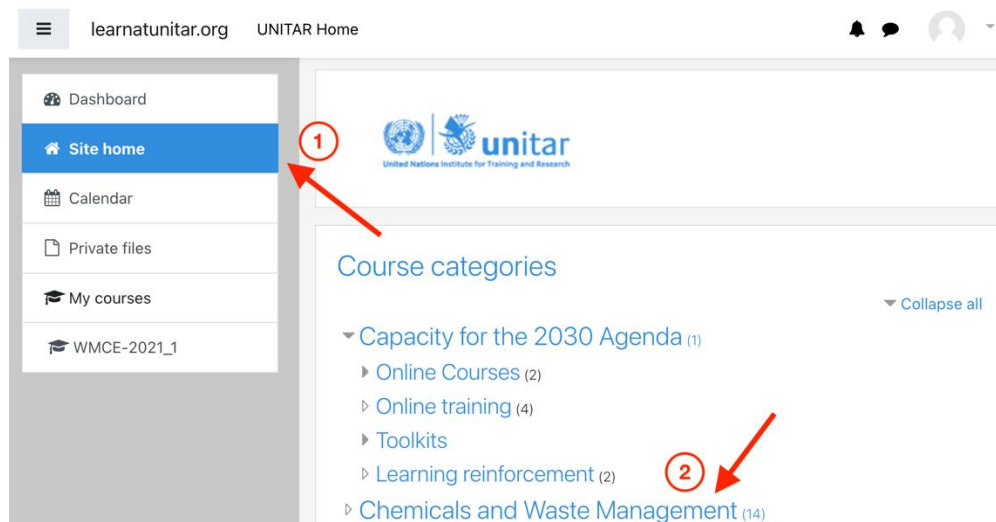
1. Register on UNITAR Event Platform at this link: [Waste Management and Circular Economy | UNITAR](#)
- If you don't have login credentials, go to event.unitar.org, click on **USER LOGIN** and then click on **Create an account**.



2. After registering for the course, click on **My courses** in the top bar.



3. You will be automatically redirected to UNITAR Learning Platform. Click on **Site home** and then on **Chemicals and Waste Management**.



4. Choose **Waste Management and Circular Economy Course** from the list.

Search courses

- Nanomaterials Safety
- Legislation for Chemicals Placed on the Market Course
- Sustainable Financing of Institutional Capacity for Chemicals Control Course
- Enforcement of Chemicals Legislation Course
- Risk Reduction of Chemicals Course
- Clasificación y etiquetado de productos químicos según el SGA de la ONU (Abril - Junio 2022)
- Classifying and Labelling Chemicals According to the UN GHS (March - June 2022)
- Waste Management and Circular Economy Course**
- MercuryLearn - Nivel 2 del inventario (Nicaragua)
- MercuryLearn - Nivel 1 del inventario (Nicaragua)
- MercuryLearn - Inventory Level 1 (EN)

5. In the **Self enrollment (Student)** section, please enter the Enrollment Key, which is **Welcome2021**, and click on **Enroll me**.

Self enrollment (Student)

Enrollment key

Enroll me

You should now be able to access the course and start your learning. Good luck!

Be sure to check the **Frequently Asked Questions** section below.


If you need further assistance, please contact cwm@unitar.org

Frequently Asked Questions

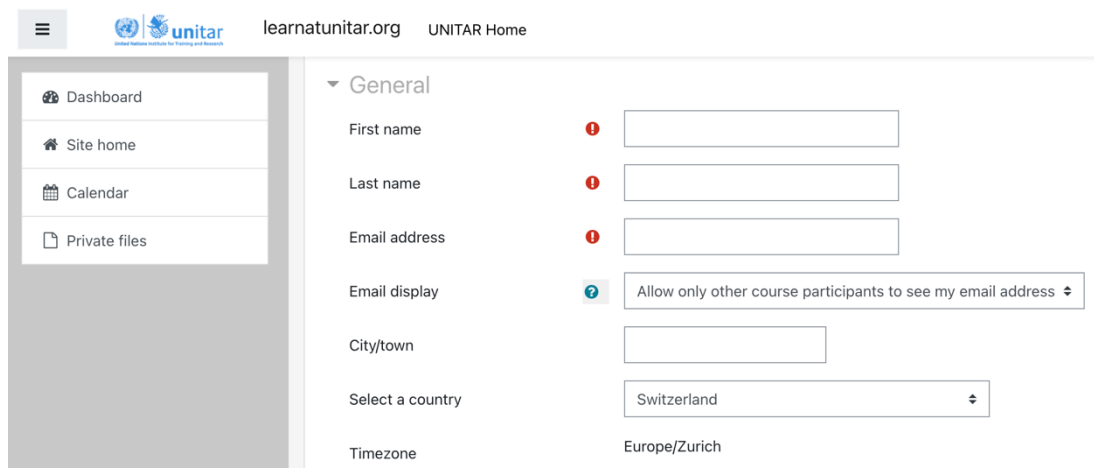
I have registered for the course, but I don't have access. What should I do?

Registration is the first thing you do when you want to take a Chemicals and Waste course. After registering, you receive an email with a link to this document. However, in order to gain access to the course, you need to **self-enrol** as a student. Please follow the guide from **step 3** for more information.

Where is the "Site home" button?

If the sidebar shown in **step 3** is not visible on your screen, click on the button with the three horizontal lines  in the top left corner to make it appear so that you can find the **Site home** option and continue with the guide.

I'm stuck on this page. How can I leave and go to my course?



The screenshot shows the UNITAR profile page. The top navigation bar includes a hamburger menu icon, the UNITAR logo, and the text "learnatunitar.org UNITAR Home". The left sidebar contains the following navigation options: Dashboard, Site home, Calendar, and Private files. The main content area is titled "General" and contains the following fields:

- First name: (with a red error icon)
- Last name: (with a red error icon)
- Email address: (with a red error icon)
- Email display: (with a blue help icon)
- City/town:
- Select a country: (dropdown menu)
- Timezone: Europe/Zurich

This is the **Edit profile** page. If you are stuck here, it is most likely because this is the first course you have registered for. You need to complete your profile with your personal information and then click on **Update profile** at the bottom. Afterwards, follow the guide from **step 3**.